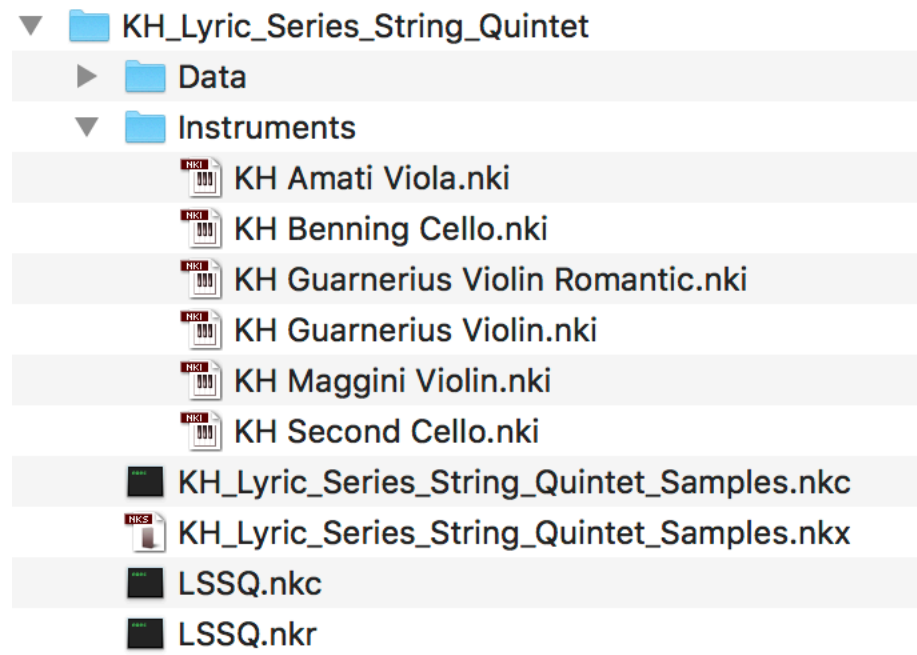


## Lyric Series String Quintet Installation

The library requires about 2GB of storage space to download. Fully extracted, the library will still be less than 2GB.

- Download the "KH\_Lyric\_Series\_String\_Quintet.zip" file that is included in your purchase.
- Extract the "KH\_Lyric\_Series\_String\_Quintet.zip" file. The result should be a folder named "KH\_Lyric\_Series\_String\_Quintet", and contain the following:

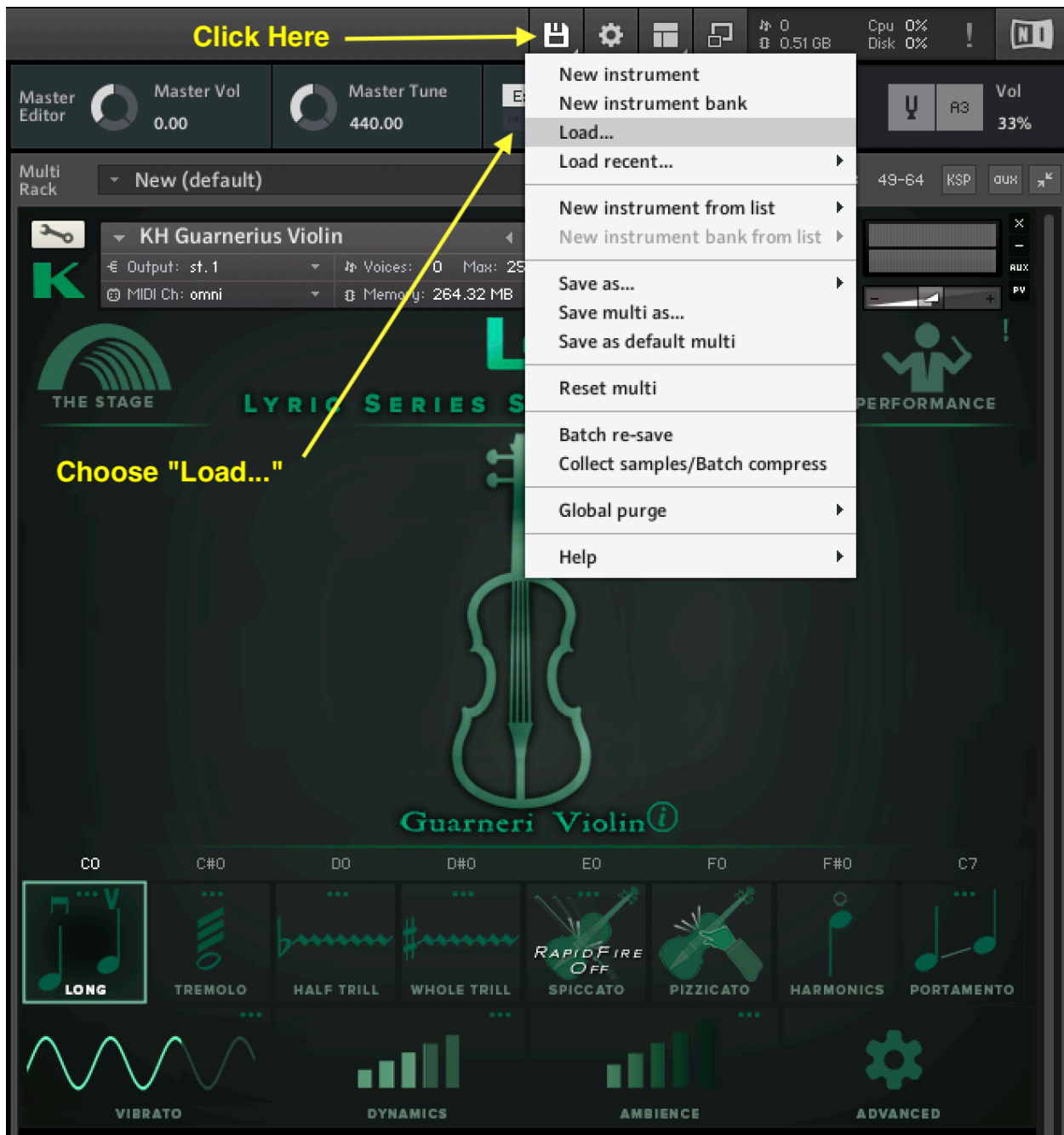


- Place that folder anywhere you like, but make sure it is located in a place where the library can permanently remain. You will not be able to move the library to another system. However, you can move, or make copies of this library anywhere by the following method:


AFTER you have successfully opened an instrument from the Lyric Series, you can either move or copy THE ENTIRE LIBRARY (entire folder that contains the library) again, as long as it is on the same computer. If you make copies BEFORE you open one of the instruments only one of the copies will run. (Additional "installs" for other systems can be provided upon request.)

•Since this library requires the FULL VERSION of Kontakt 5.7.1 or newer, you will be able to "manage libraries" or "add library". To open an instrument, there are many ways. Here is one example:

1 - Open from within Kontakt:





Then, navigate to where you placed the library, and open any of the 6 .nki files:

▼  KH\_Lyric\_Series\_String\_Quintet


▶  Data


▼  Instruments

 KH Amati Viola.nki

 KH Benning Cello.nki


 KH Guarnerius Violin Romantic.nki

 KH Guarnerius Violin.nki

 KH Maggini Violin.nki

 KH Second Cello.nki

 KH\_Lyric\_Series\_String\_Quintet\_Samples.nkc

 KH\_Lyric\_Series\_String\_Quintet\_Samples.nkx

 LSSQ.nkc

 LSSQ.nkr